

# Missouri S&T Men's Basketball Notes



www.minerathletics.com



Facebook.com/MinerSports



Twitter.com/MinerSports

John Kean, Sports Information Director  
Office : (573) 341-4140 Cell: (573) 233-6891  
E-mail: jkean@mst.edu

## Missouri S&T Miners vs. Arkansas Tech Wonder Boys

Sat., Dec. 31, 2016 • Tucker Coliseum • Russellville, Ark. • 1 p.m.



### Missouri S&T

Ranking: Not ranked

2016-17 Records: 7-2, 1-1 GLVC

Head Coach: Jim Glash (64-129, 8th year; overall record same)

### Arkansas Tech

Ranking: Not ranked

2016-17 Records: 5-2, 2-2 Great American Conference

Head Coach: Chad Kline (38-30; 3rd year; overall record same)

### Game Coverage

Audio: Internet broadcast only

Web: www.minerathletics.com (audio link)

Video: www.minerathletics.com (video link)

Live Stats: www.minerathletics.com

(Live stats link)

### 2016-17 Schedule/Results

(7-2 overall, 1-2 GLVC)

Date	Opponent	Time/Score
Nov. 5	at UMKC (Ex.)	L, 55-79
Nov. 7	at Southeast Mo. St. (Ex.)	L, 77-84
Nov. 15	PRINCIPIA	W, 104-65
Nov. 16	LINCOLN	W, 91-88
Nov. 19	CALVARY	W, 103-44
Nov. 25	Missouri Southern (1)	W, 94-88
Nov. 26	Emporia State (1)	W, 97-96 (2OT)
Dec. 1	MARYVILLE*	W, 82-69
Dec. 3	MISSOURI-ST. LOUIS*	L, 74-91
Dec. 7	ROBT. MORRIS-PEORIA	W, 103-49
Dec. 10	at #12 Drury*	L, 72-92
Dec. 28	at SIU Edwardsville (Ex.)	L, 67-85
Dec. 31	at Arkansas Tech	1 p.m.
Jan. 5	LEWIS*	7:30 p.m.
Jan. 7	UW-PARKSIDE*	3 p.m.
Jan. 12	at Indianapolis*	6:45 p.m.
Jan. 14	at Saint Joseph's*	3 p.m.
Jan. 19	ROCKHURST*	7:30 p.m.
Jan. 21	WILLIAM JEWELL*	3 p.m.
Jan. 26	at Quincy*	7:30 p.m.
Jan. 28	at Truman State*	3 p.m.
Feb. 2	at Southern Indiana*	7:30 p.m.
Feb. 4	at Bellarmine*	2:15 p.m.
Feb. 9	ILLINOIS SPRINGFIELD*	7:30 p.m.
Feb. 11	McKENDREE*	3 p.m.
Feb. 16	at Missouri-St. Louis*	7:30 p.m.
Feb. 18	at Maryville*	3 p.m.
Feb. 23	DRURY*	7:30 p.m.
Feb. 26	GLVC Tournament starts	

All times Central

\*Great Lakes Valley Conference game

(1) at Springfield, Mo.

## MISSOURI S&T PROBABLE STARTERS:

No.	Name	Ht.	Year	PPG	RPG	AST	STL	Hometown
3	Randy Holmes	6-4	Sr.	9.9	5.1	14	6	St. Louis, Mo.
5	Dulan Scott	6-3	Fr.	8.3	3.4	13	2	Chicago, Ill.
25	Juwan Miller	5-11	Jr.	9.1	4.1	43	18	Kitchener, Ont.
30	Jalen Myers	6-2	Jr.	16.8	1.7	12	7	Shorewood, Ill.
55	Rokas Paulauskas	6-8	Sr.	11.4	8.3	8	6	Telsiai, Lithuania

### Today's Starting Five:

- Missouri S&T returns to its regular season schedule as it plays on New Year's Eve for the fourth time in the last five seasons, taking on Arkansas Tech in Russellville, Ark. The Miners, who dropped an 85-67 decision in Wednesday's exhibition game at Southern Illinois Edwardsville, come in at 7-2 while the Wonder Boys -- playing for the first time since Dec. 19 -- are 5-2.
- The Miners are playing a game on New Year's Eve for the just the fifth time in school history and for just the second time away from home; the other away game on the final day of a calendar year was in 1999 when S&T won at Lincoln. The Miners are 4-0 all-time on New Year's Eve. And while the central United States will not move into 2017 until midnight, the homelands of three Miners shortly after Saturday's game ends -- 3 p.m. for Omer Akus (Turkey) and 4 p.m. for Rokas Paulauskas (Lithuania) and Danylo Zuikov (Ukraine) and
- Missouri S&T enters Saturday's game ranked 12th in NCAA Division II in three-point shooting defense, as it is holding its opponents to 28.7 percent from beyond the arc. S&T has held five of its nine opponents to five or fewer three-pointers this season.
- The Miners' 12-of-12 performance at the free throw line in the Dec. 7 win over Robert Morris-Peoria marked the first time that an S&T team had not missed a free throw in a game since Feb. 10, 2011, when the Miners went 10-of-10 in a win at Maryville. It was the most made in a game with a miss since Feb. 11, 2004, when the Miners were 16-of-16 at the line in a win at Central Missouri; the Dec. 7 contest marked just the third time since then in which an S&T team made all of its free throw attempts in a game.
- For the last three years, the Miners have finished the season with a player that has accumulated 100 assists (last year, it was Juwan Miller with 103) after not having a player reach that mark for a decade. Miller currently has 196 career assists, which is 23 in back of Stan Shuemaker and DeAndre Johnson for 10th all-time at S&T, while his 97 steals are 17 behind Zach Ellis for 10th. Meanwhile, Danylo Zuikov is currently in ninth place with 140 career three-point baskets; he is three behind Chris Dawson's mark of 143 for eighth.

## 2016-17 MISSOURI S&amp;T MEN'S BASKETBALL ROSTER

NO.	NAME	POS.	HT.	WT.	YR.	HOMETOWN/PREVIOUS SCHOOL
2	Jonathen Harley	F	6-5	180	Jr.	Farrockaway, N.Y./West Valley College
3	Randy Holmes	F	6-4	210	Sr.	St. Louis, Mo./Bethune-Cookman Univ.
5	Dulan Scott	G	6-3	215	Fr.	Chicago, Ill./Farragut Academy
12	Ervin Sarajlic	F	6-5	205	So.	St. Louis, Mo./Oakville HS
13	Danylo Zuikov	G	6-1	175	Sr.	Kiev, Ukraine/LaLumiere School (Ind.)
15	Telloy Simon	G	6-3	170	So.	Kitchener, Ont./St. Mary's HS
22	Brooks Gerrity	G	6-2	170	So.	Chesterfield, Mo./Marquette HS
24	Quinn Poythress	F	6-7	200	So.	Jackson, Mo./Notre Dame Regional HS
25	Juwan Miller	G	5-11	165	Jr.	Kitchener, Ont./Huron Heights HS
30	Jalen Myers	G	6-2	195	Jr.	Shorewood, Ill./South Suburban College
32	Greg Lahm	F	6-5	190	Fr.	St. Louis, Mo./Lindbergh HS
35	Omer Aksu	G	6-2	180	Fr.-R	Istanbul, Turkey/UTSA
42	Miles Mulkey	F	6-9	215	Jr.	Lee's Summit, Mo./Penn Valley College
44	Jacob Bergman	F	6-5	220	Fr.	Sedalia, Mo./Smith-Cotton HS
55	Rokas Paulauskas	F	6-8	230	Sr.	Talsiai, Lithuania/Frank Phillips College

**HEAD COACH:** Jim Glash **ASSISTANT COACHES:** Marques Baldwin, Tyrone Davidson

## MINER TIDBITS:

**#2 Jonathen Harley:** Became a part of the Miners' active roster for the second semester...averaged 12.2 points and 5.6 rebounds per game last season at West Valley College in California.

**#3 Randy Holmes:** Has a double-double vs. MSSU, then scored 20 the following day vs. ESU...transfer from Bethune-Cookman who is in his first season at S&T...averaged 6.2 points and 3.9 rebounds per game a year ago for the Wildcats, with six games in double figures...prior to going to BCC, played two seasons at Mineral Area College and averaged over 14 points per game as a sophomore for a team that won the Region XVI championship.

**#5 Dulan Scott:** Scored 16 points in his S&T debut vs. Principia...made two free throws with 0.8 seconds left in the 2OT win over Emporia State...was a third-team All-Chicago area player last season after averaging 16 points and six rebounds per game.

**#12 Ervin Sarajlic:** Third season in the Miner program...had a career-high 21 points vs. Calvary on 7-of-8 three-point shooting...appeared in five games last season before suffering a season-ending injury...averaged 4.3 points and 1.4 rebounds in his freshman year before missing the final seven games due to an injury.

**#13 Danylo Zuikov:** Currently ranked ninth on S&T's career list for three-pointers made with 140...scored 14 in the win over Maryville...averaged 6.4 points a year ago and led the Miners with 39 three-pointers...scored a season-high 18 points vs. SJC...led the GLVC in assist-to-turnover ratio at 3.16-to-1 two seasons ago and finished third in the GLVC with 101 assists, which included an S&T single-game record 13 vs. McKendree.

**#15 Telloy Simon:** Was one of six Miners to record a 20-point game a year ago...scored 20 in each of the first two games this season...averaged eight points and three rebounds per game and was one of the team's top free throw shooters at 88.2 percent...hit 32 three-point shots during the year.

**#22 Brooks Gerrity:** Played in 11 games a year ago...had a career-high nine points vs. Calvary in his first start...had five assists and two steals while shooting 43 percent from the floor...averaged 16.2 points and connected on 36.4 percent of his three-point attempts as a high school senior...redshirted in the 2014-15 campaign.

**#24 Quinn Poythress:** Recorded back-to-back 19-point games in November...averaged 6.1 points and two rebounds per game in his freshman season at S&T...posted a career-high 21 against Blackburn in his first career start...was second in the GLVC in three-point shooting at 48.3 percent...scored 20.5 points as a high school senior, helping lead Notre Dame Regional to third in Missouri Class 4.

**#25 Juwan Miller:** Led the Miners with 103 assists last season, which ranked eighth in the GLVC and was third in the league with 46 steals...averaged 7.7 points and 2.9 rebounds per game a year ago after averaging 9.5 points, three rebounds and 4.5 assists per game in the first 11 contests before suffering a season-ending injury in 2014-15.

**#30 Jalen Myers:** Currently leads S&T in scoring...transfer from South Suburban College, where he earned second-team all-Region IV honors a year ago...had 26 points vs. Lincoln with six three-pointers...scored 12.7 points and pulled down 2.5 rebounds a game while knocking down 41.7 percent of his three-point attempts...3-to-1 assist-to-turnover ratio was the 14th-best at the JUCO level.

**#32 Greg Lahm:** Averaged 14.9 points, 8.8 rebounds and 1.5 assists per game during his senior year at Lindbergh High School...averaged 17 points and shot 64 percent during his junior year.

**#35 Omer Aksu:** Had five points and four assists vs. RMU-Peoria...spent last season at the University of Texas-San Antonio, but did not play.

**#42 Miles Mulkey:** Had a season-high seven points vs. RMU-Peoria...played previously at Penn Valley Community College...averaged four points and nearly three rebounds per game for a regional championship team, with 11 steals and 16 blocked shots.

**#44 Jacob Bergman:** One of two true freshmen on the Miner roster this season...averaged a double-double at Smith-Cotton High School with 12.7 points and 10.2 rebounds a game...also shot 53 percent from the field as a senior.

**#55 Rokas Paulauskas:** Led the GLVC in offensive rebounds with 82 and led the team on the boards 19 times in his first season at S&T...scored a career-high 22 vs. Maryville...came to S&T from Frank Phillips College, where he averaged 9.3 points and 6.3 rebounds a game two years ago...averaged a double-double at Hamilton Heights Academy in Chattanooga as a high school senior.

## About the Opponent

### Arkansas Tech:

The Wonder Boys will bring a 5-2 into the game as they will be playing for the first time since posting a 103-92 win at Missouri Southern on Dec. 19. In that win, Arkansas Tech got a combined 55 points from Grant Prusator and Alex Brown, as the duo made 11-of-17 from three-point range; Tech made 14 treys in the contest and shot 55.6 percent from the field.

Four players are averaging in double figures for the Wonder Boys, led by Montrell Williams with an average of 13.4 points per contest. Brown is scoring 12.7 points a game following his 32-point effort at Missouri Southern, while Bennie Lufile is at 12.3 a game and Prusator -- who hit seven of Tech's 14 treys at MSSU -- is averaging 10.7 points per contest.

Prusator has a team-high 23 three-point baskets and is shooting 43.4 percent from beyond the arc, while Williams has made 41 percent of his long range attempts. Tech is second in NCAA Division II with an average of 12.6 three-point baskets per game.

Lufile leads the Wonder Boys and Great American Conference with an average of 8.9 rebounds per game, while Justin Graham's 50 assists are also the top mark in that league.

### Series vs. Arkansas Tech:

The teams have met four times previously and have split those meetings, with each team posting one of the wins on the other team's home floor. The Wonder Boys won the first meeting back in the 1979-80 season in Russellville by the score of 88-70, then the Miners won the following year in Rolla 78-72.

The last two matchups took place less than a month apart in December 1997, as Tech claimed a 57-55 win over S&T in Rolla, only to see the Miners avenge that loss 25 days later on Dec. 30, 1997 by taking a 69-68 decision in Tucker Coliseum.

### Arkansas Tech Probable Starters:

No.	Name	Ht.	Year	PPG	RPG	AST	STL	Hometown
0	Montrell Williams	6-4	Jr.	13.4	3.9	7	6	Rocky Mount, N.C.
1	Grant Prusator	6-0	Sr.	10.7	2.1	5	5	Rochelle, Ill.
3	Alex Brown	6-3	So.	12.7	4.3	5	5	Vernon, Fla.
4	Justin Graham	6-1	Sr.	9.7	4.4	50	5	San Antonio, Texas
21	Bennie Lufile	6-7	Sr.	12.3	8.9	3	9	Milton, Ont.

### GLVC Standings

(Through Dec. 29, 2016)

WEST DIVISION	GLVC	Overall
Quincy	3-0	12-1
Drury	3-0	9-1
Truman State	2-1	9-3
Missouri-St. Louis	1-1	8-4
Missouri S&T	1-2	7-2
Rockhurst	1-2	6-4
Maryville	0-3	5-9
William Jewell	0-3	3-6

EAST DIVISION	GLVC	Overall
Southern Indiana	2-0	11-0
Bellarmino	2-0	10-1
UW-Parkside	2-0	10-1
Lewis	2-0	7-4
McKendree	0-2	5-4
Saint Joseph's	0-2	6-5
Illinois Springfield	0-2	5-6
Indianapolis	0-2	3-7

### Upcoming GLVC schedule:

#### Friday, Dec. 30

Northwood at Lewis, 7 p.m.  
Robt. Morris-Peoria at McKendree, 7 p.m.

#### Saturday, Dec. 31

Missouri S&T at Arkansas Tech, 1 p.m.  
Missouri-St. Louis at Lindenwood, 12 p.m.  
Central Missouri at Rockhurst, 1 p.m.  
Principia at Maryville, 1 p.m.  
Bellarmino at Lincoln Memorial, 2 p.m.  
Central Christian at Truman State, 3 p.m.  
Southwestern (Kan.) at Drury, 3 p.m.  
Culver-Stockton at Quincy, 3:15 p.m.  
Illinois Springfield at Northern Ill. (Ex.), 3:30 p.m.

#### Monday, Jan. 2

Bluefield State at Southern Indiana, 7 p.m.  
Graceland at William Jewell, 7:30 p.m.  
Indiana Northwest at Saint Joseph's, 7:30 p.m.

#### Thursday, Jan. 5

\*Lewis at Missouri S&T, 7:30 p.m.  
\*Rockhurst at Bellarmine, 7 p.m.  
\*Indianapolis at Missouri-St. Louis, 7:30 p.m.  
\*Quincy at McKendree, 7:30 p.m.  
\*Saint Joseph's at Maryville, 7:30 p.m.  
\*Truman State at Illinois Springfield, 7:30 p.m.  
\*William Jewell at Southern Indiana, 7:30 p.m.  
\*UW-Parkside at Drury, 7:45 p.m.

#### Saturday, Jan. 7

\*UW-Parkside at Missouri S&T, 3 p.m.  
\*William Jewell at Bellarmine, 2:15 p.m.  
\*Indianapolis at Maryville, 3 p.m.  
\*Lewis at Drury, 3 p.m.  
\*Quincy at Illinois Springfield, 3 p.m.  
\*Saint Joseph's at Missouri-St. Louis, 3 p.m.  
\*Rockhurst at Southern Indiana, 3:15 p.m.  
\*Truman State at McKendree, 3:30 p.m.

#### Thursday, Jan. 12

\*Missouri S&T at Indianapolis, 6:45 p.m.  
\*Bellarmino at Quincy, 7:30 p.m.  
\*Drury at Saint Joseph's, 7:30 p.m.  
\*Illinois Springfield at William Jewell, 7:30 p.m.  
\*Maryville at UW-Parkside, 7:30 p.m.  
\*McKendree at Rockhurst, 7:30 p.m.  
\*Missouri-St. Louis at Lewis, 7:30 p.m.  
\*Southern Indiana at Truman State, 7:30 p.m.

#### Friday, Jan. 13

\*Bellarmino at Truman State, 6:30 p.m.

### Comparing the Teams:

#### Missouri S&T (7-2)

	NCAA-II Rank
Scoring Offense.....	91.1 ..... 13
Scoring Defense.....	75.8 ..... 156
Scoring Margin.....	+15.3 ..... 23
Field Goal Pct.....	48.5 ..... 48
Field Goal Defense.....	43.9 ..... 146
3-pointers/Game.....	10.9 ..... 16
3-pt Percentage.....	41.7 ..... 27
3-pt Defense.....	28.7 ..... 12
Free Throw Pct.....	74.2 ..... 63
Rebound Margin.....	+9.6 ..... 11
Assists/Game.....	16.4 ..... 50
Turnovers/Game.....	15.1 ..... 220
Assist/Turnovers.....	1.09 ..... 121
Steals/Game.....	7.0 ..... 120

#### Arkansas Tech (5-2)

	NCAA-II Rank
Scoring Offense.....	87.6 ..... 30
Scoring Defense.....	82.1 ..... 261
Scoring Margin.....	+5.5 ..... 106
Field Goal Pct.....	43.6 ..... 207
Field Goal Defense.....	45.1 ..... 197
3-pointers/Game.....	12.6 ..... 2
3-pt Percentage.....	35.9 ..... 148
3-pt Defense.....	43.0 ..... 302
Free Throw Pct.....	68.0 ..... 227
Rebound Margin.....	+0.7 ..... 164
Assists/Game.....	15.0 ..... 105
Turnovers/Game.....	11.7 ..... 40
Assists/Turnovers.....	1.28 ..... 48
Steals/Game.....	7.7 ..... 82

## The early NCAA numbers:

Missouri S&T finds itself around the top of NCAA Division II in a few statistical categories as teams at the D-II level returned to the floor this week after the division's winter break.

With their average of 91.1 points per game, the Miners are ranked 13th in the nation in scoring while also holding top-20 rankings in rebounding margin at plus 9.7 per game (11th) -- S&T has pulled down more boards than its opponents in seven of its nine contests -- three-point defense where they rank 12th at 28.7 percent and in three-pointers per game at 10.9 that ranks 16th.

The Miners are just outside the top 20 in scoring margin at plus 15.3 per game; a margin of victory that also includes S&T's two losses of the season by a combined 37 points and wins of one, three and six points along the way.

## Hitting the offensive glass:

The Miners finished last season as the top-ranked offensive rebounding team in the GLVC, pulling down just under 14 per game. That mark ranked 14th in NCAA Division II in that category.

S&T has pulled down a GLVC-best average of 13.6 offensive boards in the first nine games of this season. Rokas Paulauskas, who already has 30 boards on the offensive end, is second in the conference in that category behind McKendree's Nolan Gerling.

## Miners at charity stripe:

Missouri S&T finished last season as one of the top free throw shooting teams in the GLVC, ending up sixth with a mark of 75.1 percent. The Miners had eight regulars all connect on at least 70 percent of their attempts and had four at better than 80 percent.

In the Nov. 16 win over Lincoln, S&T went 19-of-23 at the free throw line and made all seven of its attempts in the final five minutes of play, including six in the last 28 seconds. On Nov. 25, the Miners were 25-of-27 at the line and went eight-of-eight in the final 1:08 to beat Missouri Southern.

S&T also had a perfect game at the charity stripe in its Dec. 7 win over Robert Morris-Peoria, as it made all 12 of its tries that night.

Since the start of the 2013-14 season, Miner teams have made 72.8 percent (1,961 of 2,692) of their tries at the free throw line.

## Three-Point shooting:

The Miners have made at least one three-point basket in 801 of the 804 games they have played since the three-point shot went into effect at the start of the 1986-87 season. At one point in the stretch, S&T had made at least one three-pointer in 597 consecutive games.

Missouri S&T hit 212 three-pointers last season, the 10th time in the 30 years in which the three-point shot has been part of college basketball in which the Miners have made at least 200 in a season. S&T hit at least 10 three-pointers in a game on eight occasions and have made 10 or more in seven of its nine contests this season, averaging 10.9 per game which ranks 16th in NCAA Division II.

## NABC/Division II Rankings (Dec. 27, 2016)

	Record	Points
1. Northwest Missouri State	11-0	396
2. Fairmont State, W.Va.	10-0	388
3. Queens, N.C.	12-0	359
4. West Liberty, W.Va.	9-1	341
5. Bellarmine, Ky.	10-1	318
6. Saginaw Valley State, Mich.	11-1	308
7. Angelo State, Texas	8-0	301
8. California Baptist	10-1	282
9. St. Thomas Aquinas, N.Y.	10-1	252
10. Wheeling Jesuit, W.Va.	8-1	250
11. Tarleton State, Texas	11-1	236
12. Barry, Fla.	8-1	231
13. Kutztown, Pa.	8-1	198
14. West Texas A&M	14-1	187
15. San Francisco St., Calif.	11-0	174
16. Drury, Mo.	9-1	163
17. Fort Lewis, Colo.	11-1	150
18. Shippensburg, Pa.	9-0	118
19. Western Washington	8-2	110
20. Southern Indiana	11-0	96
21. Indiana, Pa.	9-2	93
22. Hawai'i Pacific	11-0	71
23. UC San Diego	9-2	38
24. Alabama-Huntsville	6-3	29
25. Southwest Minnesota St.	10-1	25

GLVC teams & 2016-17 S&T opponents  
receiving votes: Quincy.

## D2SIDA Media Poll (Dec. 20, 2016)

	Record	Points
1. Northwest Missouri State	11-0	299
2. Fairmont State, W.Va.	10-0	284
3. Bellarmine, Ky.	10-1	272
4. Queens, N.C.	12-0	243
5. California Baptist	10-1	239
6. West Texas A&M	14-1	220
7. West Liberty	9-1	212
8. St. Thomas Aquinas, N.Y.	10-1	208
9. Angelo State, Texas	8-0	196
10. Barry, Fla.	8-1	195
11. Southern Indiana	11-0	177
12. Saginaw Valley St., Mich.	11-1	165
13. Shippensburg, Pa.	9-0	139
14. San Francisco St., Calif.	11-0	132
15. Tarleton State, Texas	11-1	131
16. Augustana, S.D.	10-2	130
17. Western Washington	8-2	128
18. Wheeling Jesuit, W.Va.	8-1	71
19. Southwest Minnesota St.	10-1	52
20. Limestone, S.C.	9-2	50
21. Eckerd, Fla.	9-2	46
22. Quincy, Ill.	12-1	44
23. Southern New Hampshire	8-2	40
24. Fort Lewis, Colo.	11-1	39
25. MSU Moorhead	9-2	23

## Pre-Season Polls S&T Non-Conference Opponents

UMKC.....	5th (WAC)
Southeast Missouri.....	6th (OVC West)
Principia .....	9th (SLIAC)
Lincoln.....	4th (MIAA)
Calvary .....	N/A (MCCC)
Missouri Southern .....	5th (MIAA)
Emporia State .....	11th (MIAA)
SIU Edwardsville.....	5th (OVC West)
Arkansas Tech.....	6th (GAC)

Robert Morris-Peoria is not affiliated with a conference.

## GLVC Pre-Season Poll

### West Division

1. Quincy (9 first place votes)	113
2. Drury (6 first place votes)	109
3. Truman State (1 first place vote)	96
4. Rockhurst	70
5. Missouri-St. Louis	63
6. Maryville	54
7. William Jewell	35
8. Missouri S&T	30

### East Division

1. Bellarmine (9 first place votes)	114
2. UW-Parkside (2 first place votes)	90
3. Indianapolis (1 first place vote)	88
3. Lewis (3 first place votes)	88
5. Southern Indiana (1 first place vote)	76
6. McKendree	46
7. Illinois Springfield	34
8. Saint Joseph's	32





**The Automated ScoreBook**  
**Missouri S&T Season Box Score (as of Dec 10, 2016)**  
**All games**



<b>RECORD:</b>	<b>OVERALL</b>	<b>HOME</b>	<b>AWAY</b>	<b>NEUTRAL</b>
ALL GAMES	7-2	5-1	0-1	2-0
CONFERENCE	1-2	1-1	0-1	0-0
NON-CONFERENCE	6-0	4-0	0-0	2-0

#	Player	gp-gs	min	avg	Total		3-Point		F-Throw		Rebounds				pf	dq	a	to	blk	stl	pts	avg
					fg-fga	fg%	3fg-fga	3fg%	ft-fta	ft%	off	def	tot	avg								
30	Myers, Jalen	9-7	234	26.0	51-106	.481	28-61	.459	21-27	.778	7	8	15	1.7	17	0	12	7	1	7	151	16.8
15	Simon, Telloy	9-1	212	23.6	37-75	.493	17-37	.459	22-27	.815	12	36	48	5.3	18	0	11	15	1	7	113	12.6
55	Paulauskas, Rokas	9-9	237	26.3	46-70	.657	0-0	.000	11-27	.407	30	45	75	8.3	23	1	8	18	6	6	103	11.4
03	Holmes, Randy	8-5	178	22.3	29-86	.337	10-33	.303	11-12	.917	8	33	41	5.1	19	1	14	19	1	6	79	9.9
25	Miller, Juwan	9-9	276	30.7	28-64	.438	1-8	.125	25-35	.714	6	31	37	4.1	14	0	43	16	0	18	82	9.1
05	Scott, Dulan	9-8	164	18.2	30-44	.682	5-6	.833	10-14	.714	11	20	31	3.4	22	1	13	15	2	2	75	8.3
13	Zuikov, Danylo	6-1	117	19.5	16-41	.390	9-22	.409	3-5	.600	5	11	16	2.7	14	0	14	13	0	4	44	7.3
24	Poythress, Quinn	7-0	81	11.6	18-36	.500	8-21	.381	7-8	.875	3	13	16	2.3	11	0	3	7	0	2	51	7.3
12	Sarajlic, Ervin	9-4	126	14.0	20-31	.645	15-25	.600	8-8	1.000	1	19	20	2.2	4	0	9	11	0	3	63	7.0
22	Gerrity, Brooks	5-1	60	12.0	5-20	.250	4-14	.286	5-6	.833	3	9	12	2.4	3	0	6	2	0	4	19	3.8
42	Mulkey, Miles	6-0	42	7.0	7-13	.538	0-0	.000	1-1	1.000	7	5	12	2.0	11	1	4	3	4	3	15	2.5
35	Aksu, Omer	5-0	39	7.8	2-11	.182	1-8	.125	6-6	1.000	1	1	2	0.4	9	1	8	7	0	1	11	2.2
44	Bergman, Jacob	9-0	84	9.3	6-11	.545	0-0	.000	2-2	1.000	7	16	23	2.6	6	0	3	2	4	0	14	1.6
Team											21	13	34					1				
Total.....		9	1850		295-608	.485	98-235	.417	132-178	.742	122	260	382	42.4	171	5	148	136	19	63	820	91.1
Opponents.....		9	1850		251-572	.439	64-223	.287	116-161	.720	80	215	295	32.8	167	4	108	132	24	53	682	75.8

Score by Periods	1st	2nd	OT	OT2	Totals
Missouri S&T	386	414	10	10	820
Opponents	310	353	10	9	682

## Missouri S&amp;T Season/Career Highs &amp; Stats

## #2 Jonathen Harley

6-5, 180, Jr., Farrockaway, N.Y./West Valley College

**Season:**


Points: N/A  
Rebounds: N/A  
Assists: N/A

**Career:**

Points: N/A  
Rebounds: N/A  
Assists: N/A

## #3 Randy Holmes

6-4, 210, Sr., St. Louis, Mo./Bethune-Cookman University

**Season:**

Points: 20 vs. Emporia State (Nov. 26, 2016)  
Rebounds: 10 vs. Missouri Southern (Nov. 25, 2016)  
Assists: 5 vs. Maryville (Dec. 1, 2016)

**Career:**

Points: 20 vs. Emporia State (Nov. 26, 2016)  
Rebounds: 11 vs. South Carolina State (Dec. 7, 2015 at Bethune-Cookman)  
Assists: 5 vs. Maryville (Dec. 1, 2016)

			Total		3-Point		F-Throws		Rebounds											Scoring	
Season	gp-gs	min/avg	fg-fga	pct	fg-fga	pct	ft-fa	pct	off	def	tot	avg	pf	fo	ast	to	blk	stl	pts	avg	
2016-17	8-5	178/22.3	29-86	.337	10-33	.303	11-12	.917	8	33	41	5.1	19	1	14	19	1	6	79	9.9	
TOTAL	8-5	178/22.3	29-86	.337	10-33	.303	11-12	.917	8	33	41	5.1	19	1	14	19	1	6	79	9.9	

## #5 Dulan Scott

6-3, 215, Fr., Chicago, Ill./Farragut Academy

**Season:**

Points: 16 vs. Principia (Nov. 15, 2016)  
Rebounds: 6 vs. Missouri Southern (Nov. 25)  
Assists: 3 vs. Principia (Nov. 15, 2016) & Robert Morris-Peoria (Dec. 7, 2016)


**Career:**

Points: 16 vs. Principia (Nov. 15, 2016)  
Rebounds: 6 vs. Missouri Southern (Nov. 25, 2016)  
Assists: 3 vs. Principia (Nov. 15, 2016) & Robert Morris-Peoria (Dec. 7, 2016)

			Total		3-Point		F-Throws		Rebounds											Scoring	
Season	gp-gs	min/avg	fg-fga	pct	fg-fga	pct	ft-fa	pct	off	def	tot	avg	pf	fo	ast	to	blk	stl	pts	avg	
2016-17	9-8	164/18.2	30-44	.682	5-6	.833	10-14	.714	11	20	31	3.4	22	1	13	15	2	2	75	8.3	
TOTAL	9-8	164/18.2	30-44	.682	5-6	.833	10-14	.714	11	20	31	3.4	22	1	13	15	2	2	75	8.3	

## #12 Ervin Sarajlic

6-5, 205, So., St. Louis, Mo./Oakville HS

**Season:**

Points: 21 vs. Calvary (Nov. 19, 2016)  
Rebounds: 6 vs. Calvary (Nov. 19, 2016)  
Assists: 3 vs. Maryville (Dec. 1, 2016) & Robert Morris-Peoria (Dec. 7, 2016)

**Career:**

Points: 21 vs. Calvary (Nov. 19, 2016)  
Rebounds: 8 vs. Quincy (Jan. 29, 2015)  
Assists: 3 vs. Maryville (Dec. 1, 2016) & Robert Morris-Peoria (Dec. 7, 2016)

			Total		3-Point		F-Throws		Rebounds										Scoring	
Season	gp-gs	min/avg	fg-fga	pct	fg-fga	pct	ft-fa	pct	off	def	tot	avg	pf	fo	ast	to	blk	stl	pts	avg
2014-15	19-0	244/12.8	26-68	.382	11-38	.289	18-23	.783	5	21	26	1.4	14	0	16	16	1	18	81	4.3
2015-16	5-0	40/8.0	3-8	.375	1-6	.167	2-2	1.000	1	2	3	0.6	1	0	1	3	0	1	9	1.8
2016-17	9-4	126/14.0	20-31	.645	15-25	.600	8-8	1.000	1	19	20	2.2	4	0	9	11	0	3	63	7.0
TOTAL	33-4	410/12.4	49-107	.458	27-69	.391	28-33	.848	7	42	49	1.5	19	0	26	30	1	22	153	4.6

## Missouri S&amp;T Season/Career Highs &amp; Stats

## #13 Danylo Zuikov

6-1, 175, Sr., Kiev, Ukraine/LaLumiere School (Ind.)

**Season:**

Points: 14 vs. Maryville (Dec. 1, 2016)

Rebounds: 5 vs. Maryville (Dec. 1, 2016)

Assists: 4 vs. Missouri Southern (Nov. 25, 2016)

**Career:**

Points: 18 vs. Kentucky Wesleyan (Nov. 30, 2013) &amp; Saint Joseph's (Jan. 14, 2016)

Rebounds: 7 vs. Missouri-St. Louis (Jan. 22, 2015)

Assists: 13 vs. McKendree (Feb. 5, 2015)

			Total		3-Point		F-Throws		Rebounds										Scoring	
Season	gp-gs	min/avg	fg-fga	pct	fg-fga	pct	ft-fa	pct	off	def	tot	avg	pf	fo	ast	to	blk	stl	pts	avg
2013-14	26-5	535/20.6	63-151	.417	55-134	.410	7-9	.778	8	22	30	1.2	62	2	27	19	0	14	188	7.2
2014-15	26-15	716/27.5	56-174	.322	37-134	.276	9-18	.500	11	55	66	2.5	77	5	101	32	2	24	158	6.1
2015-16	24-22	519/21.6	53-147	.361	39-111	.351	8-9	.889	5	18	23	1.0	66	4	54	28	0	16	153	6.4
2016-17	6-1	117/19.5	16-41	.390	9-22	.409	3-5	.600	5	11	16	2.7	14	0	14	13	0	4	44	7.3
TOTAL	82-43	1887/23.0	188-513	.366	140-401	.349	27-41	.659	29	106	135	1.6	219	11	196	92	2	58	543	6.6

## #15 Tello Simon

6-3, 170, So., Kitchener, Ont./St. Mary's HS

**Season:**

Points: 20 vs. Principia (Nov. 15, 2016) &amp; vs. Lincoln (Nov. 16, 2016)

Rebounds: 9 vs. Emporia State (Nov. 26, 2016)

Assists: 4 vs. Calvary (Nov. 19, 2016)

**Career:**

Points: 20 on three occasions (last on Nov. 16, 2016 vs. Lincoln)


Rebounds: 9 vs. Bellarmine (Feb. 4, 2016) &amp; vs. Emporia State (Nov. 26, 2016)

Assists: 4 vs. Calvary (Nov. 19, 2016)

			Total		3-Point		F-Throws		Rebounds											Scoring	
Season	gp-gs	min/avg	fg-fga	pct	fg-fga	pct	ft-fa	pct	off	def	tot	avg	pf	fo	ast	to	blk	stl	pts	avg	
2015-16	27-6	484/17.9	69-171	.404	32-95	.337	45-51	.882	30	50	80	3.0	48	0	19	37	3	24	215	8.0	
2016-17	9-1	212/23.6	37-75	.493	17-37	.459	22-27	.815	12	36	48	5.3	18	0	11	15	1	7	113	12.6	
TOTAL	36-7	696/19.3	106-246	.431	49-132	.371	67-78	.859	42	86	128	3.6	66	0	30	52	4	31	328	9.1	

## #22 Brooks Gerrity

6-2, 170, So., Chesterfield, Mo./Marquette HS

**Season:**

Points: 9 vs. Calvary (Nov. 19, 2016)

Rebounds: 4 vs. Calvary (Nov. 19, 2016) &amp; Robert Morris-Peoria (Dec. 7, 2016)

Assists: 4 vs. Calvary (Nov. 19, 2016)

**Career:**

Points: 9 vs. Calvary (Nov. 19, 2016)

Rebounds: 4 vs. Calvary (Nov. 19, 2016) &amp; Robert Morris-Peoria (Dec. 7, 2016)

Assists: 4 vs. Calvary (Nov. 19, 2016)

			Total		3-Point		F-Throws		Rebounds											Scoring	
Season	gp-gs	min/avg	fg-fga	pct	fg-fga	pct	ft-fga	pct	off	def	tot	avg	pf	fo	ast	to	blk	stl	pts	avg	
2015-16	11-0	52/4.7	6-14	.429	2-6	.333	1-2	.500	1	4	5	0.5	5	0	5	2	0	2	15	1.4	
2016-17	5-1	60/12.0	5-20	.250	4-14	.286	5-6	.833	3	9	12	2.4	3	0	6	2	0	4	19	3.8	
TOTAL	16-1	112/7.0	11-34	.324	6-20	.300	6-8	.750	4	13	17	1.1	8	0	11	4	0	6	34	2.1	

## #24 Quinn Poythress

6-7, 200, So., Jackson, Mo./Notre Dame Regional HS

**Season:**

Points: 19 vs. Calvary (Nov. 19, 2016) &amp; Missouri Southern (Nov. 25, 2016)

Rebounds: 7 vs. Calvary (Nov. 19, 2016)

Assists: 3 vs. Calvary (Nov. 19, 2016)

**Career:**

Points: 21 vs. Blackburn (Dec. 8, 2015)

Rebounds: 8 vs. Blackburn (Dec. 8, 2015)

Assists: 3 vs. Calvary (Nov. 19, 2016)

			Total		3-Point		F-Throws		Rebounds											Scoring	
Season	gp-gs	min/avg	fg-fga	pct	fg-fga	pct	ft-fa	pct	off	def	tot	avg	pf	fo	ast	to	blk	stl	pts	avg	
2015-16	27-2	383/14.2	53-111	.477	29-60	.483	30-36	.833	22	32	54	2.0	27	0	10	20	1	11	165	6.1	
2016-17	7-0	81/11.6	18-36	.500	8-21	.381	7-8	.875	3	13	16	2.3	11	0	3	7	0	2	51	7.3	
TOTAL	34-2	464/13.6	71-147	.483	37-81	.457	37-44	.841	25	45	70	2.1	38	0	13	27	1	13	216	6.4	

## Missouri S&amp;T Season/Career Highs &amp; Stats

## #25 Juwan Miller

5-11, 165, Jr., Kitchener, Ont./Huron Heights HS

**Season:**

Points: 15 vs. Emporia State (Nov. 26, 2016)  
Rebounds: 7 vs. Missouri Southern (Nov. 25, 2016)  
Assists: 7 vs. Lincoln (Nov. 16, 2016)

**Career:**

Points: 20 vs. William Woods (Dec. 31, 2014)  
Rebounds: 7 vs. Missouri Southern (Nov. 25, 2016)  
Assists: 8 on five occasions (last on Feb. 11, 2016 vs. McKendree)

			Total		3-Point		F-Throws		Rebounds										Scoring	
Season	gp-gs	min/avg	fg-fga	pct	fg-fga	pct	ft-fta	pct	off	def	tot	avg	pf	fo	ast	to	blk	stl	pts	avg
2014-15	11-11	311/28.3	33-91	.363	9-24	.375	30-42	.714	12	21	33	3.0	19	0	50	25	0	33	105	9.5
2015-16	26-25	729/28.0	60-185	.324	6-39	.154	75-103	.728	26	50	76	2.9	44	0	103	49	0	46	201	7.7
2016-17	9-9	276/30.7	28-64	.438	1-8	.125	25-35	.714	6	31	37	4.1	14	0	43	16	0	18	82	9.1
TOTAL	46-45	1316/28.6	121-340	.356	16-71	.225	130-180	.722	44	102	146	3.2	77	0	196	90	0	97	388	8.4

## #30 Jalen Myers

6-2, 195, Jr., Shorewood, Ill./South Suburban College

**Season:**

Points: 26 vs. Lincoln (Nov. 16, 2016)  
Rebounds: 5 vs. Maryville (Dec. 1, 2016)  
Assists: 3 vs. Lincoln (Nov. 16, 2016) & Calvary (Nov. 19, 2016)

**Career:**

Points: 26 vs. Lincoln (Nov. 16, 2016)  
Rebounds: 5 vs. Maryville (Dec. 1, 2016)  
Assists: 3 vs. Lincoln (Nov. 16, 2016) & Calvary (Nov. 19, 2016)

			Total		3-Point		F-Throws		Rebounds											Scoring	
Season	gp-gs	min/avg	fg-fga	pct	fg-fga	pct	ft-fta	pct	off	def	tot	avg	pf	fo	ast	to	blk	stl	pts	avg	
2016-17	9-7	234/26.0	51-106	.481	28-61	.459	21-27	.778	7	8	15	1.7	17	0	12	7	1	7	151	16.8	
TOTAL	9-7	234/26.0	51-106	.481	28-61	.459	21-27	.778	7	8	15	1.7	17	0	12	7	1	7	151	16.8	

## #35 Omer Asku

6-2, 180, Fr.-R, Istanbul, Turkey/UTSA

**Season:**

Points: 5 vs. Robert Morris-Peoria (Dec. 7, 2016)  
Rebounds: 2 vs. Robert Morris-Peoria (Dec. 7, 2016)  
Assists: 4 vs. Robert Morris-Peoria (Dec. 7, 2016)

**Career:**

Points: 5 vs. Robert Morris-Peoria (Dec. 7, 2016)  
Rebounds: 2 vs. Robert Morris-Peoria (Dec. 7, 2016)  
Assists: 4 vs. Robert Morris-Peoria (Dec. 7, 2016)

			Total		3-Point		F-Throws		Rebounds											Scoring	
Season	gp-gs	min/avg	fg-fga	pct	fg-fga	pct	ft-fta	pct	off	def	tot	avg	pf	fo	ast	to	blk	stl	pts	avg	
2016-17	5-0	39/7.8	2-11	.182	1-8	.125	6-6	1.000	1	1	2	0.4	9	1	8	7	0	1	11	2.2	
TOTAL	5-0	39/7.8	2-11	.182	1-8	.125	6-6	1.000	1	1	2	0.4	9	1	8	7	0	1	11	2.2	

## #42 Miles Mulkey

6-9, 215, Jr., Lee's Summit, Mo./Penn Valley CC

**Season:**

Points: 7 vs. Robert Morris-Peoria (Dec. 7, 2016)  
Rebounds: 7 vs. Calvary (Nov. 19, 2016)  
Assists: 4 vs. Calvary (Nov. 19, 2016)

**Career:**

Points: 7 vs. Robert Morris-Peoria (Dec. 7, 2016)  
Rebounds: 7 vs. Calvary (Nov. 19, 2016)  
Assists: 4 vs. Calvary (Nov. 19, 2016)

			Total		3-Point		F-Throws			Rebounds											Scoring	
Season	gp-gs	min/avg	fg-fga	pct	fg-fga	pct	ft-fta	pct	off	def	tot	avg	pf	fo	ast	to	blk	stl	pts	avg		
2016-17	6-0	42/7.0	7-13	.538	0-0	.000	1-1	1.000	7	5	12	2.0	11	1	4	3	4	3	15	2.5		
TOTAL	6-0	42/7.0	7-13	.538	0-0	.000	1-1	1.000	7	5	12	2.0	11	1	4	3	4	3	15	2.5		



## Missouri S&amp;T Season/Career Highs &amp; Stats

## #44 Jacob Bergman

6-5, 220, Fr., Sedalia, Mo./Smith-Cotton HS

**Season:**

Points: 4 vs. Missouri Southern (Nov. 25, 2016) &amp; Robert Morris-Peoria (Dec. 7, 2016)

Rebounds: 8 vs. Robert Morris-Peoria (Dec. 7, 2016)

Assists: 2 vs. Robert Morris-Peoria (Dec. 7, 2016)

**Career:**

Points: 4 vs. Missouri Southern (Nov. 25, 2016) &amp; Robert Morris-Peoria (Dec. 7, 2016)


Rebounds: 8 vs. Robert Morris-Peoria (Dec. 7, 2016)

Assists: 2 vs. Robert Morris-Peoria (Dec. 7, 2016)

			Total		3-Point		F-Throws		Rebounds										Scoring	
Season	gp-gs	min/avg	fg-fga	pct	fg-fga	pct	ft-fta	pct	off	def	tot	avg	pf	fo	ast	to	blk	stl	pts	avg
2016-17	9-0	84/9.3	6-11	.545	0-0	.000	2-2	1.000	7	16	23	2.6	6	0	3	2	4	0	14	1.6
TOTAL	9-0	84/9.3	6-11	.545	0-0	.000	2-2	1.000	7	16	23	2.6	6	0	3	2	4	0	14	1.6

## #55 Rokas Paulauskas

6-8, 230, Sr., Talsiai, Lithuania/Frank Phillips College

**Season:**

Points: 22 vs. Maryville (Dec. 1, 2016)

Rebounds: 12 vs. Principia (Nov. 15, 2016) &amp; Drury (Dec. 10, 2016)

Assists: 2 vs. Principia (Nov. 15, 2016)

**Career:**

Points: 22 vs. Maryville (Dec. 1, 2016)

Rebounds: 18 vs. Missouri-St. Louis (Feb. 18, 2016)

Assists: 2 vs. Angelo State (Nov. 28, 2015) &amp; vs. Principia (Nov. 15, 2016)

			Total		3-Point		F-Throws		Rebounds											Scoring	
Season	gp-gs	min/avg	fg-fga	pct	fg-fga	pct	ft-fta	pct	off	def	tot	avg	pf	fo	ast	to	blk	stl	pts	avg	
2015-16	26-22	602/23.2	102-191	.534	1-3	.333	42-75	.560	82	109	191	7.3	71	0	7	42	22	20	247	9.5	
2016-17	9-9	237/26.3	46-70	.657	0-0	.000	11-27	.407	30	45	75	8.3	23	1	8	18	6	6	103	11.4	
TOTAL	35-31	839/24.0	148-261	.567	1-3	.333	53-102	.520	112	154	266	7.6	94	1	15	60	28	26	350	10.0	

## Missouri S&amp;T Single-Game Highs (2016-17 Season)

**Miners**

Points: 104 vs. Principia (Nov. 15)  
 Rebounds: 60 vs. Robert Morris-Peoria (Dec. 7)  
 Field Goal %: 54.3% vs. Principia (Nov. 15)  
 Three-Point FG: 14 vs. Lincoln (Nov. 16) & Calvary (Nov. 19)  
 Three-Point %: 55.0%, Missouri Southern (Nov. 25)  
 Free Throw %: 100% vs. Robert Morris-Peoria (Dec. 7)  
 Assists: 28 vs. Calvary (Nov. 19)  
 Turnovers: 23 vs. Robert Morris-Peoria (Dec. 7)  
 Steals: 15 vs. Robert Morris-Peoria (Dec. 7)

**Opponents**

96, Emporia State (Nov. 26)  
 41, Emporia State (Nov. 26)  
 58.3%, Missouri-St. Louis (Dec. 3)  
 13, Missouri Southern (Nov. 25)  
 45.8%, Missouri-St. Louis (Dec. 3)  
 88.9%, Maryville (Dec. 1)  
 19, Drury (Dec. 10)  
 29, Calvary (Nov. 19)  
 9, Robert Morris-Peoria (Dec. 7)

**Individual Highs (Miners):**

Points: 26, Jalen Myers vs. Lincoln (Nov. 16)  
 Rebounds: 12, Rokas Paulauskas vs. Principia (Nov. 15) & Drury (Dec. 10)  
 Assists: 7, Juwan Miller vs. Lincoln (Nov. 16)  
 Steals: 5, Juwan Miller vs. Robert Morris-Peoria (Dec. 7)

**Individual Highs (Opponents):**

Points: 35, Jaylon Smith, Lincoln (Nov. 16)  
 Rebounds: 10 on three occasions  
 Assists: 8, Joseph English, Missouri-St. Louis (Dec. 3)

## Missouri S&amp;T Specialty Stats (2016-17 Season)

## 2016-17 Trends

When leading at the half . . . . .	5-0
When trailing at the half . . . . .	2-2
When tied at the half . . . . .	0-0
In overtime . . . . .	1-0
When scoring 59 points or less . . . . .	0-0
When scoring 60-69 points . . . . .	0-0
When scoring 70-79 points . . . . .	0-2
When scoring 80-89 points . . . . .	1-0
When scoring 90 or more . . . . .	6-0
At home . . . . .	5-1
On the road . . . . .	0-1
At neutral sites . . . . .	2-0
When out-shooting opponent . . . . .	6-0
When out-shot by opponent . . . . .	1-2
When tied in shooting . . . . .	0-0
When out-rebounding opponent . . . . .	6-1
When out-rebounded by opponent . . . . .	1-1
When tied in rebounding . . . . .	0-0
When having fewer turnovers . . . . .	3-0
When having more turnovers . . . . .	3-2
When tied in turnovers . . . . .	1-0
When shooting 50% or better from field . . . . .	3-0
When shooting under 50% . . . . .	4-2
When shooting 70% or better from FT line . . . . .	4-1
When shooting under 70% from FT line . . . . .	3-1
When shooting 30% or better 3FG . . . . .	7-2
When shooting under 30% 3FG . . . . .	0-0

## Crunch Time Free Throws

#2 Randy Holmes . . . . .	2-2 (100%)
#10 Omer Asku . . . . .	0-0 (0%)
#12 Ervin Sarajlic . . . . .	0-0 (0%)
#13 Danylo Zuikov . . . . .	2-2 (100%)
#14 Juwan Miller . . . . .	10-12 (83.3%)
#15 Rokas Paulauskas . . . . .	1-1 (100%)
#20 Telloy Simon . . . . .	7-8 (87.5%)
#21 Quinn Poythress . . . . .	0-0 (0%)
#22 Brooks Gerrity . . . . .	0-0 (0%)
#23 Dulan Scott . . . . .	4-4 (100%)
#31 Jalen Myers . . . . .	0-0 (0%)
#34 Jacob Bergman . . . . .	0-0 (0%)
#40 Miles Mulkey . . . . .	0-0 (0%)
<b>TOTALS . . . . .</b>	<b>26-28 (92.9%)</b>

*Crunch time free throws are all attempts in the final five minutes of regulation time and any overtime period, with a margin of 10 points or less when the player goes to the free throw line.*

**Last season: Missouri S&T was at 76.3% at the line in crunch time situations.**

## 2016-17 By the Numbers

## Double Figure scoring

	2016-17	Career
Jalen Myers . . . . .	9	9
Rokas Paulauskas . . . . .	6	17
Telloy Simon . . . . .	5	17
Randy Holmes . . . . .	5	5
Dulan Scott . . . . .	5	5
Juwan Miller . . . . .	4	16
Quinn Poythress . . . . .	3	8
Danylo Zuikov . . . . .	2	18
Ervin Sarajlic . . . . .	2	2

## Games with 20+ points

	2016-17	Career
Jalen Myers . . . . .	3	3
Telloy Simon . . . . .	2	3
Randy Holmes . . . . .	1	1
Rokas Paulauskas . . . . .	1	1
Ervin Sarajlic . . . . .	1	1
Juwan Miller . . . . .	0	1
Quinn Poythress . . . . .	0	1

## Double-Doubles

	2016-17	Career
Rokas Paulauskas . . . . .	3	6
Randy Holmes . . . . .	1	1

## Games Led (or shared lead) in Scoring

	2016-17	Career
Jalen Myers . . . . .	5	5
Telloy Simon . . . . .	2	3
Quinn Poythress . . . . .	1	3
Rokas Paulauskas . . . . .	1	2
Randy Holmes . . . . .	1	1
Ervin Sarajlic . . . . .	1	1
Juwan Miller . . . . .	0	3
Danylo Zuikov . . . . .	0	2

## Games Led (or shared lead) in Rebounding

	2016-17	Career
Rokas Paulauskas . . . . .	6	25
Randy Holmes . . . . .	2	2
Telloy Simon . . . . .	1	3
J. Bergman/M. Mulkey . . . . .	1	1
Quinn Poythress . . . . .	1	1
Danylo Zuikov . . . . .	0	3
Ervin Sarajlic . . . . .	0	1

## Games Led (or shared lead) in Assists

	2016-17	Career
Juwan Miller . . . . .	7	29
Danylo Zuikov . . . . .	2	26
O. Aksu/R. Holmes . . . . .	1	1
Rokas Paulauskas . . . . .	0	1
Quinn Poythress . . . . .	0	1
Telloy Simon . . . . .	0	1
Ervin Sarajlic . . . . .	0	1

## Games Led (or shared) in Blocked Shots

	2016-17	Career
Jacob Bergman . . . . .	4	4
Miles Mulkey . . . . .	4	4
Rokas Paulauskas . . . . .	3	18
Dulan Scott . . . . .	2	2
Randy Holmes . . . . .	1	1
Jalen Myers . . . . .	1	1
Telloy Simon . . . . .	0	2
Quinn Poythress . . . . .	0	1
Ervin Sarajlic . . . . .	0	1
Danylo Zuikov . . . . .	0	1

## The Last Time it Happened

The Miners scored 80-89 points . . . . .	82 vs. Maryville, Dec. 1, 2016 (82-69)
Opponent scored 80-89 points . . . . .	88, Missouri Southern, Nov. 25, 2016 (94-88)
The Miners scored 90-99 points . . . . .	97 vs. Emporia State, Nov. 26, 2016 (97-96)
Opponent scored 90-99 points . . . . .	92, Drury, Dec. 10, 2016 (72-92)
The Miners scored 100 or more points . . . . .	103 vs. Robert Morris-Peoria, Dec. 7, 2016 (103-44)
Opponent scored 100 or more points . . . . .	108, McKendree, Feb. 11, 2016 (105-108)
A Miner scored 20 or more points . . . . .	21, Jalen Myers vs. Robert Morris-Peoria, Dec. 7, 2016
A Miner scored 30 or more points . . . . .	30, Bryce Foster vs. Drury, Feb. 27, 2014
A Miner scored 40 or more points . . . . .	40, Scott Holly vs. Pittsburg State, Feb. 6, 2002
The Miners had 40 or more rebounds . . . . .	60 vs. Robert Morris-Peoria, Dec. 7, 2016
Opponent had 40 or more rebounds . . . . .	41, Emporia State, Nov. 26, 2016
A Miner had 10 or more rebounds . . . . .	12, Rokas Paulauskas vs. Drury, Dec. 10, 2016
A Miner had 15 or more rebounds . . . . .	18, Rokas Paulauskas vs. Missouri-St. Louis, Feb. 18, 2016
A Miner had 20 or more rebounds . . . . .	21, Brian Westre vs. Harris-Stowe, Dec. 7, 2002
The Miners had 15 or more assists . . . . .	26 vs. Robert Morris-Peoria, Dec. 7, 2016
Opponent had 15 or more assists . . . . .	17, Missouri-St. Louis, Dec. 3, 2016
A Miner had 10 or more assists . . . . .	13, Danylo Zuikov vs. McKendree, Feb. 5, 2015
The Miners had 10 or more steals . . . . .	15 vs. Robert Morris-Peoria, Dec. 7, 2016
Opponent had 10 or more steals . . . . .	11, Southern Indiana, Feb. 6, 2016
A Miner had five or more steals . . . . .	5, Juwan Miller vs. Robert Morris-Peoria, Dec. 7, 2016
A Miner had a double-double . . . . .	Rokas Paulauskas vs. Drury, Dec. 10, 2016 (12 pts./12 reb.)
A Miner had a triple-double . . . . .	Bryce Foster vs. Webster, Dec. 8, 2013 (22 pts./10 reb./10 ast.)

## 2016-17 Missouri S&T Game-By-Game

Date	Opponent	Score	Top Scorer	Top Rebounder	Record(s)
Nov. 15	PRINCIPIA	W, 104-65	Telloy Simon (20)	Rokas Paulauskas (12)	1-0
Nov. 16	LINCOLN	W, 91-88	Jalen Myers (26)	Rokas Paulauskas (9)	2-0
Nov. 19	CALVARY	W, 103-44	Ervin Sarajlic (21)	Three with 7	3-0
Nov. 25	Missouri Southern	W, 94-88	Quinn Poythress (19)	Randy Holmes (10)	4-0
Nov. 26	Emporia State	W, 97-96 (2OT)	Randy Holmes (20)	Randy Holmes (8)	5-0
Dec. 1	MARYVILLE*	W, 82-69	Jalen Myers (23)	Rokas Paulauskas (7)	6-0, 1-0
Dec. 3	MISSOURI-ST. LOUIS*	L, 74-91	Jalen Myers/Telloy Simon (14)	Rokas Paulauskas (11)	6-1, 1-1
Dec. 7	ROBERT MORRIS-PEORIA	W, 103-49	Jalen Myers (21)	Telloy Simon/Jacob Bergman (8)	7-1
Dec. 10	at Drury*	L, 72-92	J. Myers/R. Paulauskas (12)	Rokas Paulauskas (12)	7-2, 1-2

\*Great Lakes Valley Conference game # Great Lakes Valley Conference Tournament

### Game-by-Game Data

Date/Opponent	Game Starters						Bench Pts.	Ast/TO	FG%	Opp. FG%
Nov. 15/Principia	Miller	Myers	Sarajlic	Scott	Paulauskas		40	17/11	.543	.463
Nov. 16/Lincoln	Miller	Myers	Holmes	Scott	Paulauskas		25	16/8	.446	.550
Nov. 19/Calvary	Miller	Gerrity	Simon	Sarajlic	Paulauskas		46	28/18	.532	.333
Nov. 25/Missouri Southern	Miller	Zuikov	Sarajlic	Scott	Paulauskas		60	13/18	.492	.366
Nov. 26/Emporia State	Miller	Myers	Sarajic	Scott	Paulauskas		36	11/15	.493	.420
Dec. 1/Maryville	Miller	Myers	Holmes	Scott	Paulauskas		26	16/15	.471	.446
Dec. 3/Missouri-St. Louis	Miller	Myers	Holmes	Scott	Paulauskas		26	14/11	.466	.583
Dec. 7/Robt. Morris-Peoria	Miller	Myers	Holmes	Scott	Paulauskas		57	26.23	.506	.246
Dec. 10/Drury	Miller	Myers	Holmes	Scott	Paulauskas		23	7/17	.400	.552

### Records by starting five:

Miller/Myers/Sarajlic/Scott/Paulauskas	2-0
Miller/Myers/Holmes/Scott/Paulauskas	3-2
Miller/Gerrity/Simon/Sarajlic/Paulauskas	1-0
Miller/Zuikov/Sarajlic/Scott/Paulauskas	1-0



### The Automated ScoreBook

Missouri S&T Points-Rebounds-Assists (as of Dec 10, 2016)

**All games**



Opponent	Date	Score	03	05	12	13	15	22	24
			HOLMES,RAN	SCOTT,DULA	SARAJLIC,E	ZUIKOV,DAN	SIMON,TELL	GERRITY,BR	POYTHRESS,
PRINCIPIA	11/15/16	104-65 W	11-5-1	16-3-3	13-3-1	DNP	20-4-1	3-3-0	0-0-0
LINCOLN(MO)	11/16/16	91-88 W	7-5-2	7-2-2	5-2-0	DNP	20-1-1	0-1-0	DNP
CALVARY	11/19/16	103-44 W	DNP	2-3-0	21-6-2	DNP	13-5-4	9-4-4	19-7-3
vs Missouri Southern	11/25/16	94-88 W	12-10-1	10-6-3	3-1-0	5-1-4	9-7-0	DNP	19-1-0
vs Emporia State	11/26/16	97-96 W	20-8-1	13-4-0	3-0-0	4-1-1	8-9-0	DNP	2-2-0
MARYVILLE	12/01/16	82-69 W	2-4-5	3-3-0	4-0-3	14-5-2	8-5-1	0-0-0	0-1-0
MISSOURI-STLOUIS	12/03/16	74-91 L	13-4-3	2-2-1	7-0-0	5-2-2	14-7-1	DNP	DNP
ROBERTMORRIS-PEORIA	12/07/16	103-49 W	3-1-0	12-5-3	4-7-3	5-4-3	14-8-3	7-4-2	11-5-0
at Drury	12/10/16	72-92 L	11-4-1	10-3-1	3-1-0	11-3-2	7-2-0	DNP	0-0-0

Opponent	Date	Score	25	30	35	42	44	55
			MILLER,JUW	MYERS,JALE	AKSU,OMER	MULKEY,MIL	BERGMAN,JA	PAULAUASKAS
PRINCIPIA	11/15/16	104-65 W	12-6-6	13-0-1	4-0-2	0-1-0	2-1-0	10-12-2
LINCOLN(MO)	11/16/16	91-88 W	14-4-7	26-1-3	0-0-0	0-0-0	0-1-0	12-9-1
CALVARY	11/19/16	103-44 W	8-5-6	17-0-3	2-0-1	4-7-4	2-4-1	6-7-0
vs Missouri Southern	11/25/16	94-88 W	10-7-3	14-3-1	DNP	2-0-0	4-4-0	6-4-1
vs Emporia State	11/26/16	97-96 W	15-5-6	11-2-1	0-0-1	DNP	2-5-0	19-6-1
MARYVILLE	12/01/16	82-69 W	6-2-5	23-5-0	DNP	DNP	0-0-0	22-7-0
MISSOURI-STLOUIS	12/03/16	74-91 L	7-2-5	14-1-1	DNP	DNP	0-0-0	12-11-1
ROBERTMORRIS-PEORIA	12/07/16	103-49 W	6-3-3	21-2-2	5-2-4	7-2-0	4-8-2	4-7-1
at Drury	12/10/16	72-92 L	4-3-2	12-1-0	DNP	2-2-0	0-0-0	12-12-1









Official Basketball Box Score -- Game Totals -- Final Statistics  
**Missouri S&T vs Drury**  
 12/10/16 3 p.m. at Springfield, MO/O'Reilly Event Center


**Missouri S&T 72 • 7-2, 1-2 GLVC**

#	Player	Total			3-Ptr			Rebounds			PF	TP	A	TO	Blk	Stl	Min
		FG-FGA	FG-FGA	FT-FTA	Off	Def	Tot	Off	Def	Tot							
03	Holmes, Randy	* 4-12	1-5	2-2	1	3	4	0	11	1	2	0	0	26			
05	Scott, Dulan	* 4-4	1-1	1-2	1	2	3	3	10	1	1	0	0	14			
25	Miller, Juwan	* 2-8	0-0	0-2	0	3	3	1	4	2	1	0	3	33			
30	Myers, Jalen	* 3-12	3-9	3-4	0	1	1	1	12	0	0	0	0	31			
55	Paulauskas, Rokas	* 5-5	0-0	2-4	4	8	12	4	12	1	5	3	1	31			
12	Sarajlic, Ervin	1-2	1-2	0-0	0	1	1	1	3	0	1	0	0	6			
13	Zulkov, Danylo	4-10	2-6	1-2	2	1	3	0	11	2	3	0	2	20			
15	Simon, Telloy	2-7	2-6	1-2	2	0	2	3	7	0	2	0	1	22			
24	Poythress, Quinn	0-3	0-1	0-0	0	0	0	1	0	0	1	0	2	10			
42	Mulkey, Miles	1-2	0-0	0-0	2	0	2	1	2	0	1	0	0	6			
44	Bergman, Jacob	0-0	0-0	0-0	0	0	0	0	0	0	0	0	0	1			
Team					3	1	4										
Totals		26-65	10-30	10-18	15	20	35	15	72	7	17	3	9	200			

FG % 1st Half: 13-34 38.2% 2nd half 13-31 41.9% Game: 26-65 40.0% Deadball  
 3FG % 1st Half 4-14 28.6% 2nd half 6-16 37.5% Game: 10-30 33.3% Rebounds  
 FT % 1st Half: 3-6 50.0% 2nd half 7-12 58.3% Game: 10-18 55.6% 5

**Drury 92 • 8-0, 3-0 GLVC**

#	Player	Total		3-Ptr		Rebounds			PF	TP	A	TO	Blk	Stl	Min
		FG-FGA	FG-FGA	FT-FTA	Off	Def	Tot								
02	Johnson, Isaac	* 2-14	1-8	2-2	1	0	1	1	7	5	4	0	0	30	
10	Foster, Tevin	* 8-14	5-9	0-0	0	4	4	2	21	5	1	0	2	37	
11	Williams, John	* 6-7	1-2	3-4	1	5	6	4	16	2	0	0	3	30	
24	Moore, Douglas	* 5-7	0-0	0-0	0	4	4	3	10	1	4	1	0	21	
54	Hyatt, Allen	* 4-4	0-0	2-4	3	6	9	2	10	1	0	1	0	26	
03	Ricks, Cameron	1-1	1-1	0-0	0	1	1	0	3	0	1	0	0	2	
05	Newbill-Hewitt, K.	0-0	0-0	0-0	0	0	0	0	0	0	0	0	0	1	
14	Moore, Alex	0-0	0-0	0-0	0	0	0	0	0	0	0	0	0	1	
20	Wolfe, Brandon	2-6	2-5	0-0	1	0	1	2	6	1	1	0	1	14	
23	Kinder, Kamau	1-3	1-2	0-0	1	3	4	2	3	0	1	0	0	14	
31	Palmer, Joshua	6-8	0-0	0-0	2	1	3	0	12	1	1	0	0	14	
41	Moore, Drew	2-3	0-0	0-0	2	0	2	0	4	2	1	1	0	8	
42	Cooley, Connor	0-0	0-0	0-0	0	0	0	0	0	0	0	0	0	1	
50	Marshall, Sam	0-0	0-0	0-0	0	0	0	0	1	0	0	0	0	1	
Team					1	3	4								
Totals		37-67	11-27	7-10	12	27	39	16	92	19	14	3	6	200	

FG % 1st Half: 18-36 50.0% 2nd half 19-31 61.3% Game: 37-67 55.2% Deadball  
 3FG % 1st Half 5-16 31.3% 2nd half 6-11 54.5% Game: 11-27 40.7% Rebounds  
 FT % 1st Half: 1-2 50.0% 2nd half 6-8 75.0% Game: 7-10 70.0% 1

Officials: Bill Titcomb, Daniel Brown and Corey Peters  
 Technical fouls: Missouri S&T-None. Drury-Palmer, Joshua.  
 Attendance: 1322

Score by periods	1st	2nd	Total
Missouri S&T	33	39	72
Drury	42	50	92

Points	In	Off	2nd	Fast	Bench
MST	26	13	14	4	23
DU	40	19	11	6	28

Last FG - MST 2nd-00:45, DU 2nd-00:35.  
 Largest lead - MST by 4 1st-17:41, DU by 26 2nd-05:08.  
 MST led for 02:46. DU led for 36:36. Game was tied for 00:38.

Score tied - 1 time.  
 Lead changed - 4 times.